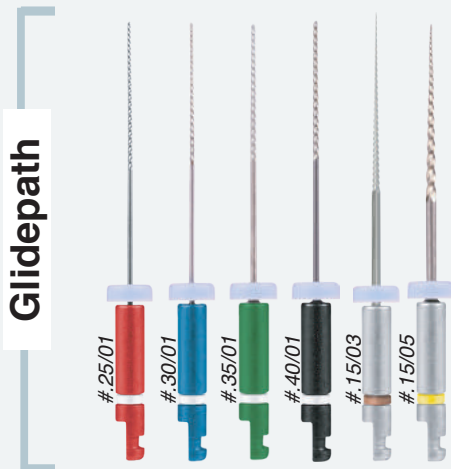
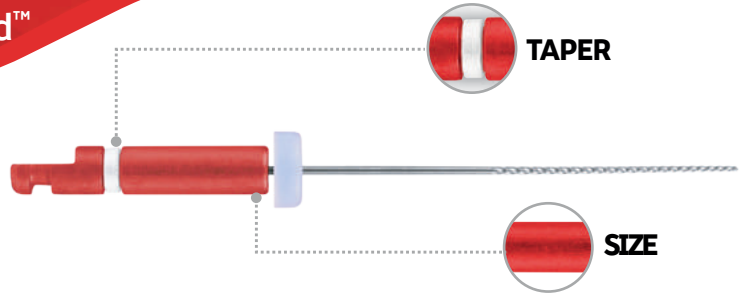




Bassi Logic™

Logic™ Glidepath




Glidepath

LENGTH: • 21mm • 25mm


SIZE	TAPER
25	.01
30	.01
35	.01
40	.01
15	.03
15	.05

Cross section



Taper	Ncm	RPM
.01	1	350
#.15/03	2	350 - 600
#.15/05	2	950

Logic™ Shaping



Shaping


LENGTH: • 21mm • 25mm

SIZE	TAPER
25	.03
30	.03
35	.03
40	.03

Cross section



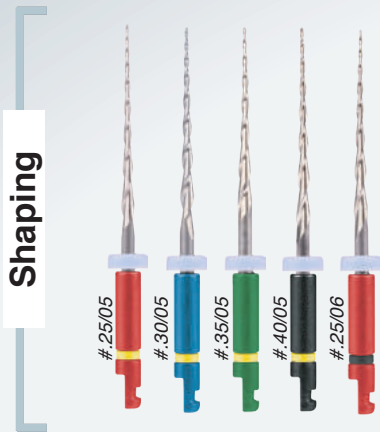
Cross section



SIZE	TAPER
25	.04

Taper	Ncm	RPM
.03	2	350 - 600
.04	2	950

Logic™ Shaping



LENGTH: • 21mm • 25mm

SIZE	TAPER
25	.05
30	.05
35	.05
40	.05
25	.06




Taper	Ncm	RPM
.05	4	950
.06	4	950

Glidepath AL

Apex Locator file - Logic AL

Taper	Ncm	RPM
.01	1	350

LENGTH: • 25mm




SIZE	TAPER
25	.01
30	.01

Cross section




Logic™ Retreatment

Cross section




SIZE	TAPER	
30	.10	
Taper	Ncm	RPM
.10	4	900



LENGTH: • 21mm • 25mm

Cross section



SIZE	TAPER	
25	.08	
Taper	Ncm	RPM
.08	4	900
SIZE	TAPER	
20	.06	
Taper	Ncm	RPM
.06	1,5	350



For instructions and to
reorder call (800) 234-0045
or visit BassiEndo.com

