



jota

on the spot

jota kit 1393, 1394, 1395, 1399 POLISHERS

Step-by-step for highly durable fillings





Tooth surfaces are under constant attack, something which can have a noticeable effect on the restoration's durability. High lustre surfaces increase the lifetime of restorations and protect them from discoloration and contact reactions with corrosives.



jota kit 1393,1394,1395,1399 POLISHERS





JOTA Diamond Polisher '1step' for composite fillings

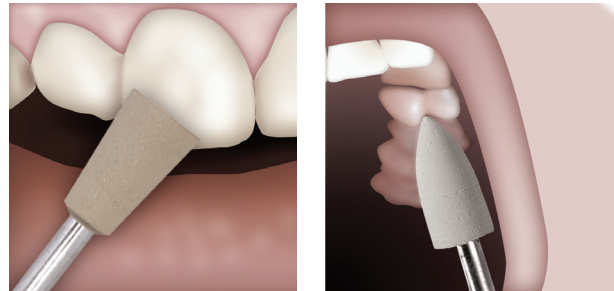
1step, the high-quality, one-step diamond polisher is ideal for rapidly polishing composite fillings. Polishing is carried out in two phases: Prepolishing at approx. 10,000 RPM and high-lustre polishing at approx. 7,000 RPM. (Kit - 1393)

9831.RA.030	
9832.RA.060	
9833.RA.100	
9834.RA.040	

JOTA Diamond Polisher '2Step' for composite fillings




2step, the two-step diamond polisher is ideal for high-quality finishing of composite fillings. Prepolish with the medium polisher „M“, before high-lustre polishing with the „F“ or fine polisher. (Kit - 1394)

9851M/9851F.RA.040	
9852M/9852F.RA.100	
9853M/9853F.RA.060	
9854M/9854F.RA.050	





JOTA Diamond Ceramic Polisher

This three-step diamond polisher creates the best, highest quality finish on porcelain surfaces. (Kit - 1399)

9812G/9812M/9812F.RA.040	
9813G/9813M/9813F.RA.060	
9814G/9814M/9814F.RA.100	

JOTA Silicone Polisher for Porcelain

The three-step silicone polisher is ideal for a great finish on all porcelain surfaces. (Kit - 1395)

9133G/9133M/9133F.RA.050	
9134G/9134M/9134F.RA.070	

JOTA Dealer

108002.5950.0194 - 03/2009



JOTA AG Rotary Instruments
Hirschsprungstrasse 2, 9464 Rütli, Switzerland
Phone +41 (0)71 767 79 99, Fax +41 (0)71 767 79 97
info@jota.ch, www.jota.ch SWISS MADE

0408